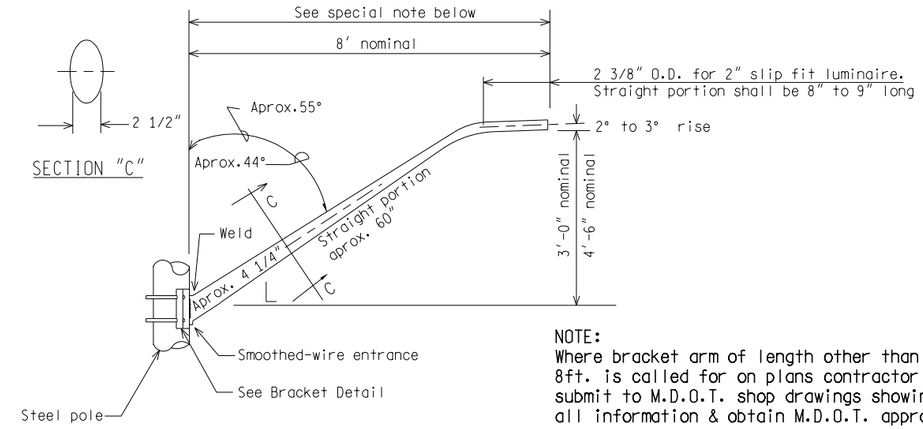

NOTE:
Where bracket arm of length other than 8ft. is called for on plans contractor shall submit to M.D.O.T. shop drawings showing all information & obtain M.D.O.T. approval.

CLAMP ON BRACKET ARM ASSEMBLY (STREET LIGHT)

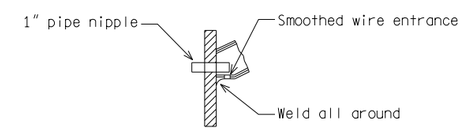

SECTION "A-A"

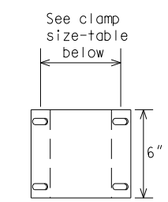

SECTION "B-B"

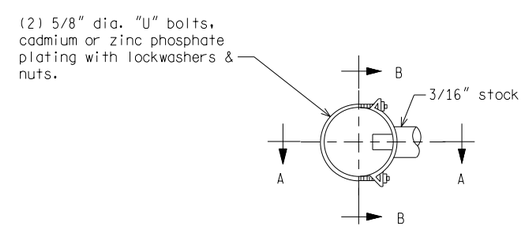

BRACKET DETAIL

CLAMP SIZE TABLE

TYPE	POLE DIAMETER
A	3.6"- 4.5"
B	6.1"- 6.9"
C	7.5"- 8.5"

NOT TO SCALE

File: RefDoc/TR/Signals/Web/Sp Det/Fin/SIG061A.dgn Rev. 02/16/17

MDOT Michigan Department of Transportation

PREPARED BY TRAFFIC AND SAFETY

DRAWN BY: DJF

CHECKED BY:

ENGINEER OF DELIVERY

ENGINEER OF DEVELOPMENT

(SPECIAL DETAIL)

FHWA APPROVAL DATE

MICHIGAN DEPARTMENT OF TRANSPORTATION
BUREAU OF HIGHWAYS DELIVERY STANDARD PLAN FOR

CLAMP ON BRACKET ARM ASSEMBLY (STREET LIGHT)

PLAN DATE

SIG-061-A

SHEET 1 of 1

AS-LET PLAN REVISIONS

NO.	DATE	AUTH	DESCRIPTION	NO.	DATE	AUTH	DESCRIPTION

MDOT Michigan Department of Transportation

FILE:

DATE:

DESIGN UNIT:

TSC:

CS:

JN:

DRAWING

SHEET